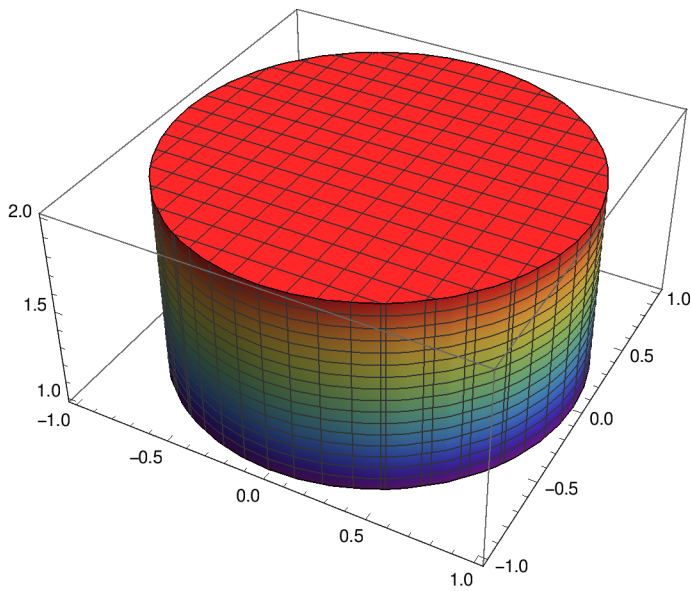


```
In[2]:= SetOptions[RegionPlot3D(*Or whichever plot you desire*),
  ColorFunction -> "Rainbow"(*One of many options*)];
(*SetOptions[RegionPlot3D(*Or whichever plot you desire*),
  ColorFunction->Function[{x,y,z},Hue[z]]];*)
```

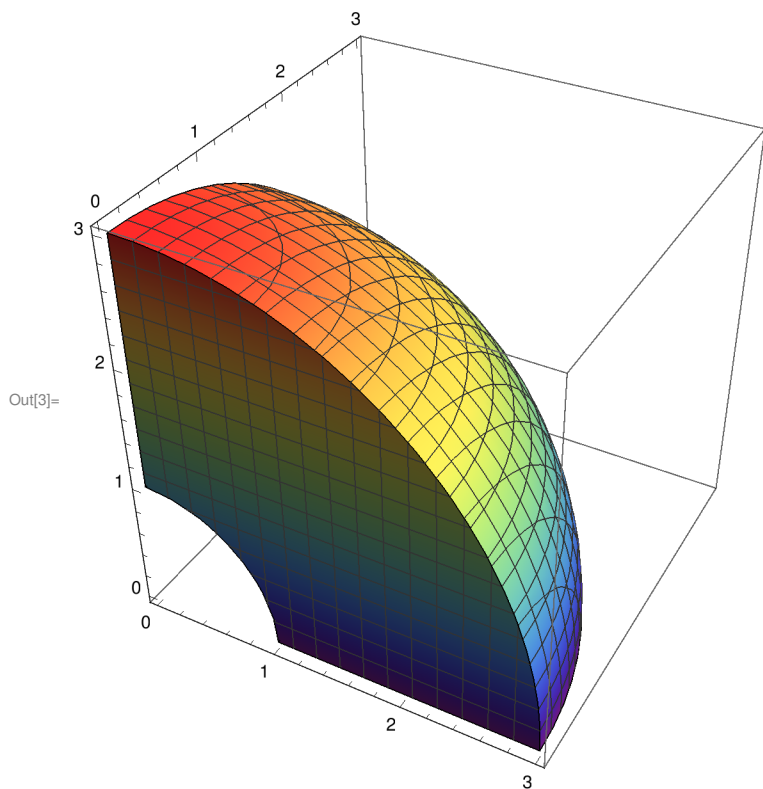
(*1*)

```
RegionPlot3D[1 > x^2 + y^2, {x, -1, 1}, {y, -1, 1}, {z, 1, 2}, BoxRatios -> Automatic]
```



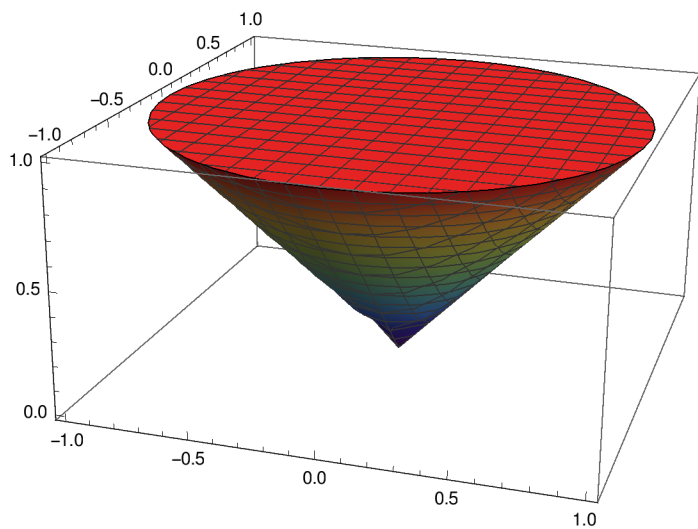
(*2*)

```
In[3]:= RegionPlot3D[9 > x^2 + y^2 + z^2 > 1, {x, 0, 3}, {y, 0, 3}, {z, 0, 3}, BoxRatios -> Automatic]
```



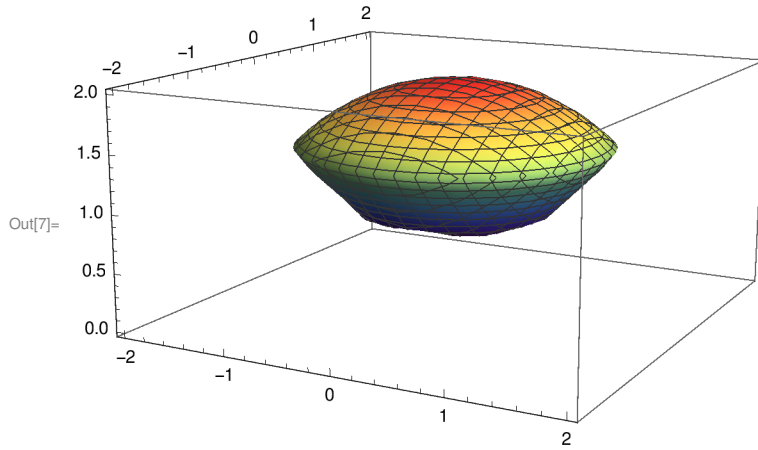
(*3*)

```
RegionPlot3D[z^2 > x^2 + y^2, {x, -1, 1}, {y, -1, 1}, {z, 0, 1}, BoxRatios -> Automatic]
```



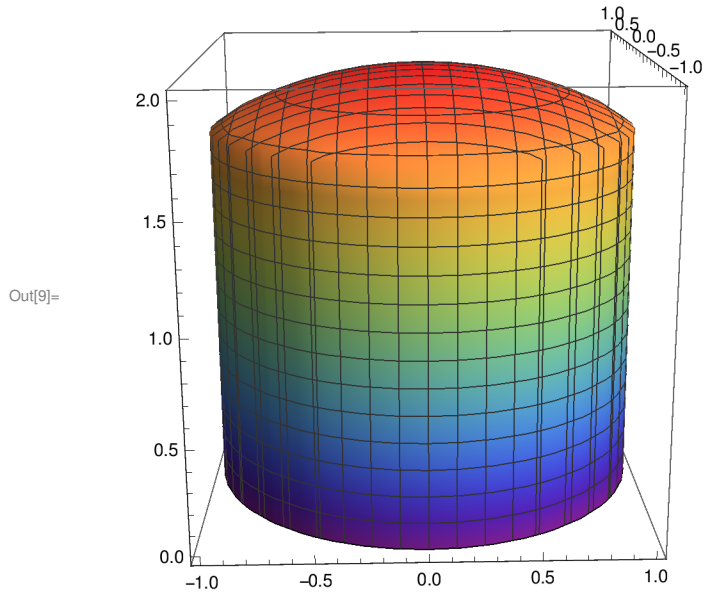
(*4*)

```
In[7]:= RegionPlot3D[4 > z^2 + y^2 + x^2 > 1 && x^2 + y^2 < z^2 ,
  {x, -2, 2}, {y, -2, 2}, {z, 0, 2}, BoxRatios -> Automatic]
```



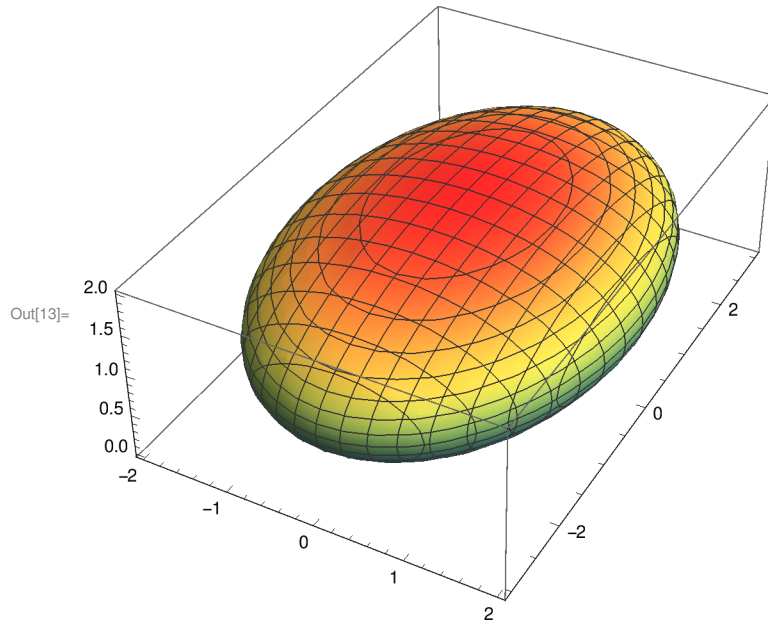
(*5*)

```
In[9]:= RegionPlot3D[4 > z^2 + y^2 + x^2 && x^2 + y^2 < 1 ,
  {x, -1, 1}, {y, -1, 1}, {z, 0, 2}, BoxRatios -> Automatic]
```

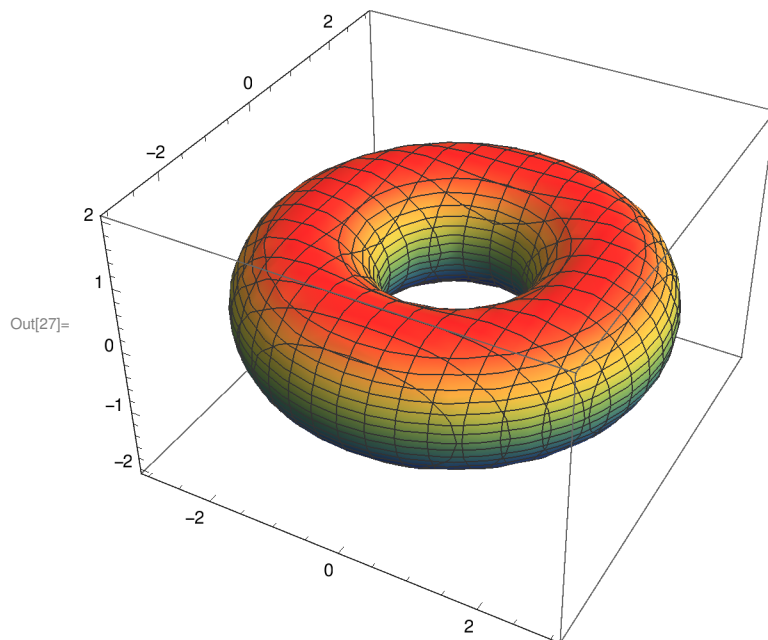


(*6*)

```
In[13]:= RegionPlot3D[2 z > z^2 + x^2/4 + y^2/9,  
  {x, -2, 2}, {y, -3, 3}, {z, 0, 2}, BoxRatios -> Automatic]
```



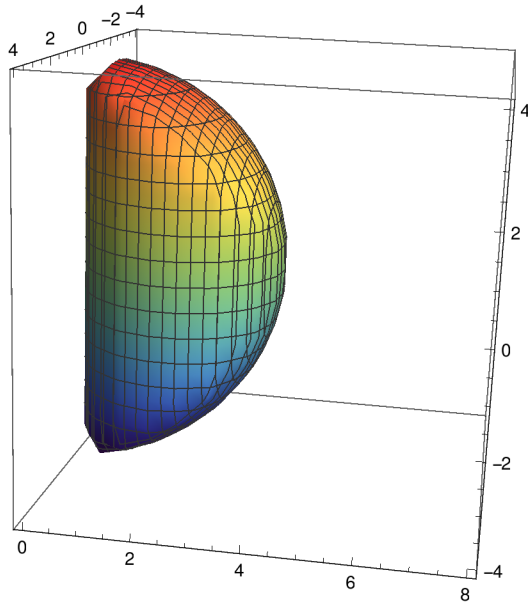
```
In[27]:= (*7*)  
RegionPlot3D[(Sqrt[x^2 + y^2] - 2)^2 + z^2 < 1,  
  {x, -3, 3}, {y, -3, 3}, {z, -2, 2}, BoxRatios -> Automatic]
```



(*8*)

In[39]:=

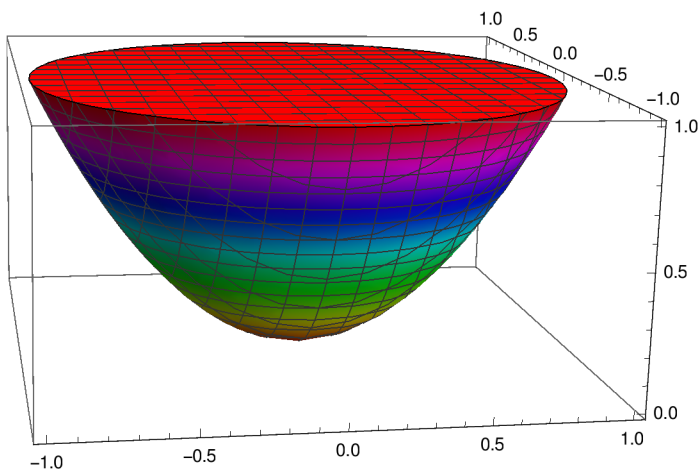
```
RegionPlot3D[16 > z^2 + y^2 + x^2 && x^2 + y^2 < 4 y,
  {x, -4, 4}, {y, 0, 8}, {z, -4, 4}, BoxRatios -> Automatic]
```



In[40]:= (*9*)

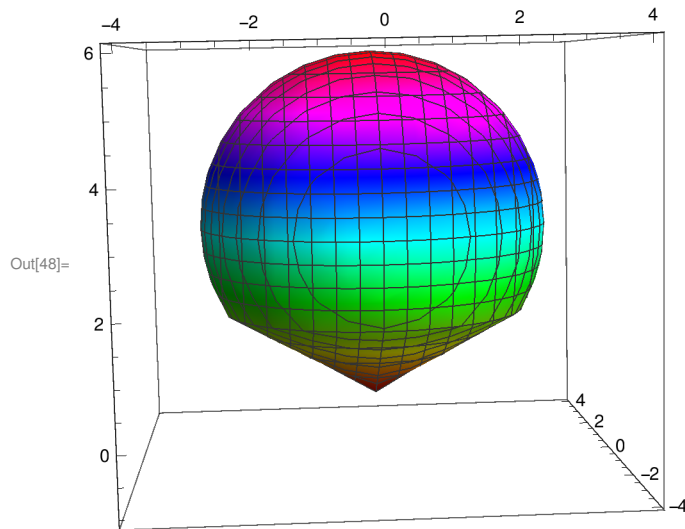
```
RegionPlot3D[z > x^2 + y^2, {x, -1, 1}, {y, -1, 1}, {z, 0, 1},
  BoxRatios -> Automatic, ColorFunction -> Function[{x, y, z}, Hue[z]]]
```

Out[40]=



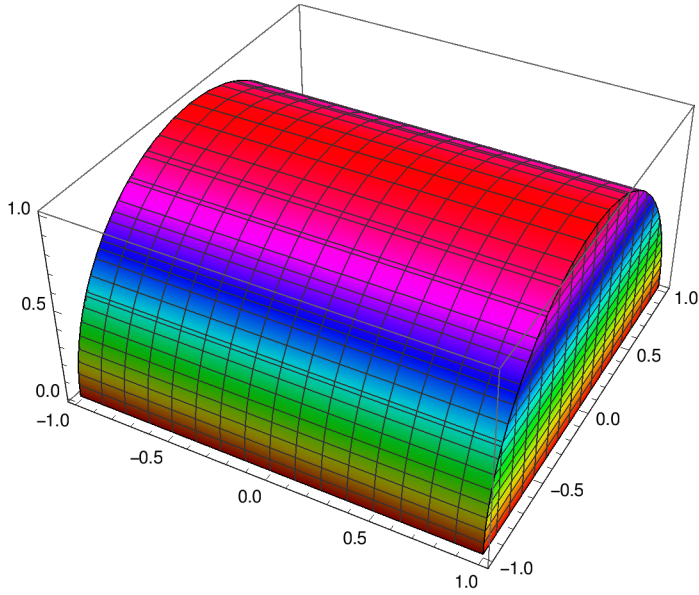
In[48]:= (*10*)

```
RegionPlot3D[6 z > z^2 + x^2 + y^2 && x^2 + y^2 < 3 z^2, {x, -4, 4}, {y, -4, 4},  
{z, -1, 6}, BoxRatios -> Automatic, ColorFunction -> Function[{x, y, z}, Hue[z]]]
```



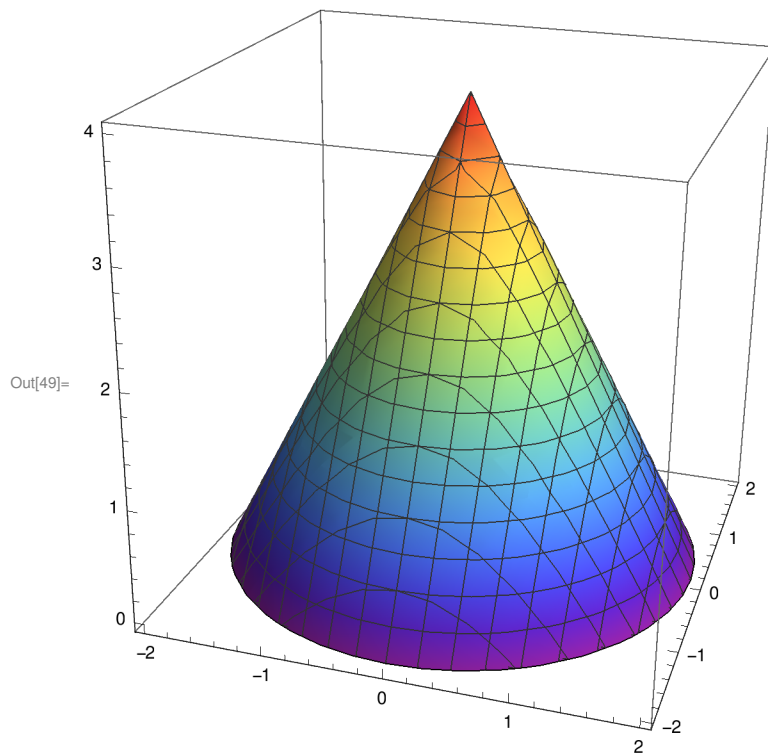
(*11*)

```
RegionPlot3D[1 > z^2 + y^2, {x, -1, 1}, {y, -1, 1}, {z, 0, 1},  
BoxRatios -> Automatic, ColorFunction -> Function[{x, y, z}, Hue[z]]]
```

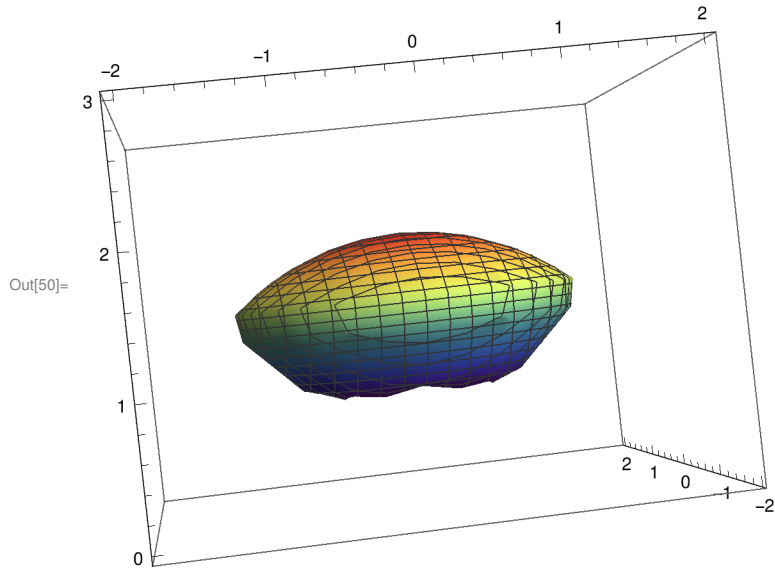


(*12*)

```
In[49]:= RegionPlot3D[4 - 2 Sqrt[x^2 + y^2] > z,  
  {x, -2, 2}, {y, -2, 2}, {z, 0, 4}, BoxRatios -> Automatic]
```




```
In[50]:= (*13*)  
RegionPlot3D[z^2 > x^2 + y^2 && 1 < (z^2 + x^2 + y^2) < 4,  
{x, -2, 2}, {y, -2, 2}, {z, 0, 3}, BoxRatios -> Automatic]
```



(* 14 *)

```
RegionPlot3D[z^2 > x^2 + y^2 && z^2 < 6 - (x^2 + y^2),  
{x, -2, 2}, {y, -2, 2}, {z, 0, 3}, BoxRatios -> Automatic]
```

